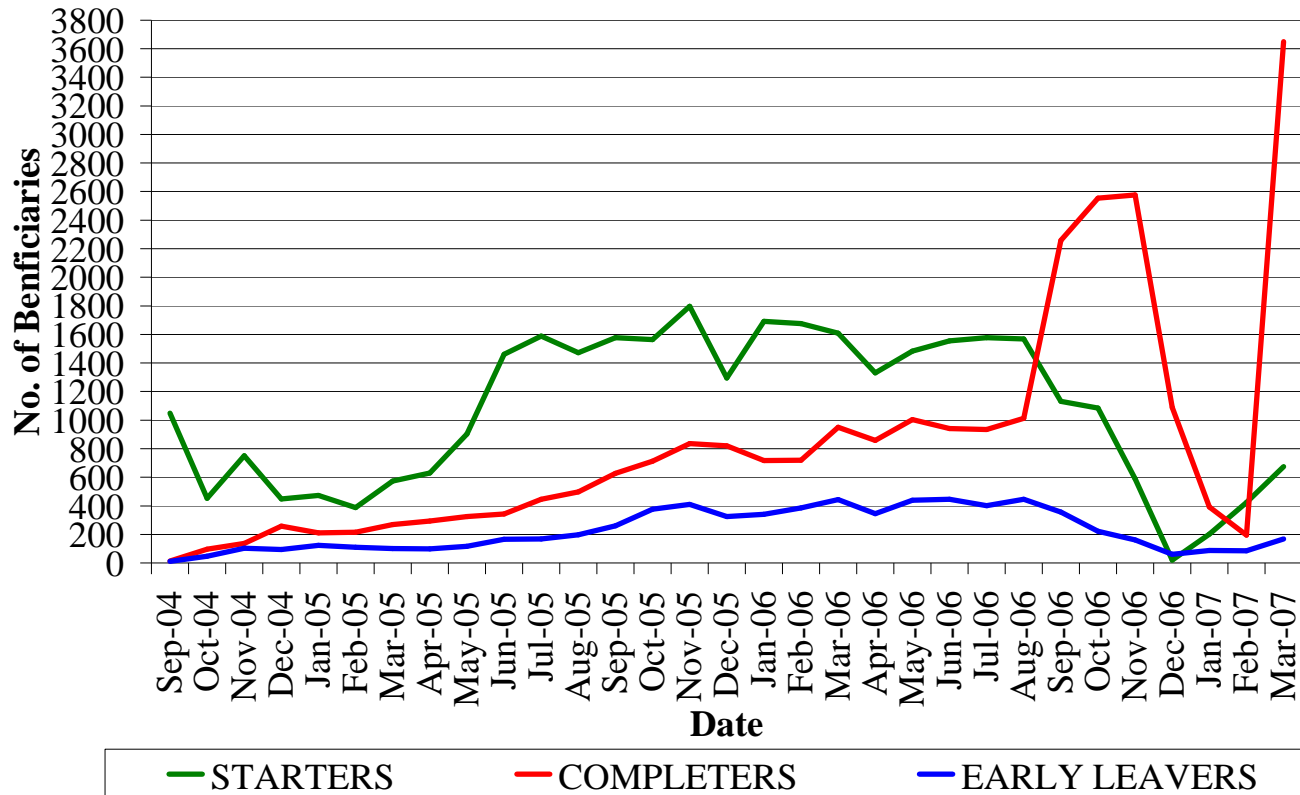




PS Plus 2 – Project Summary

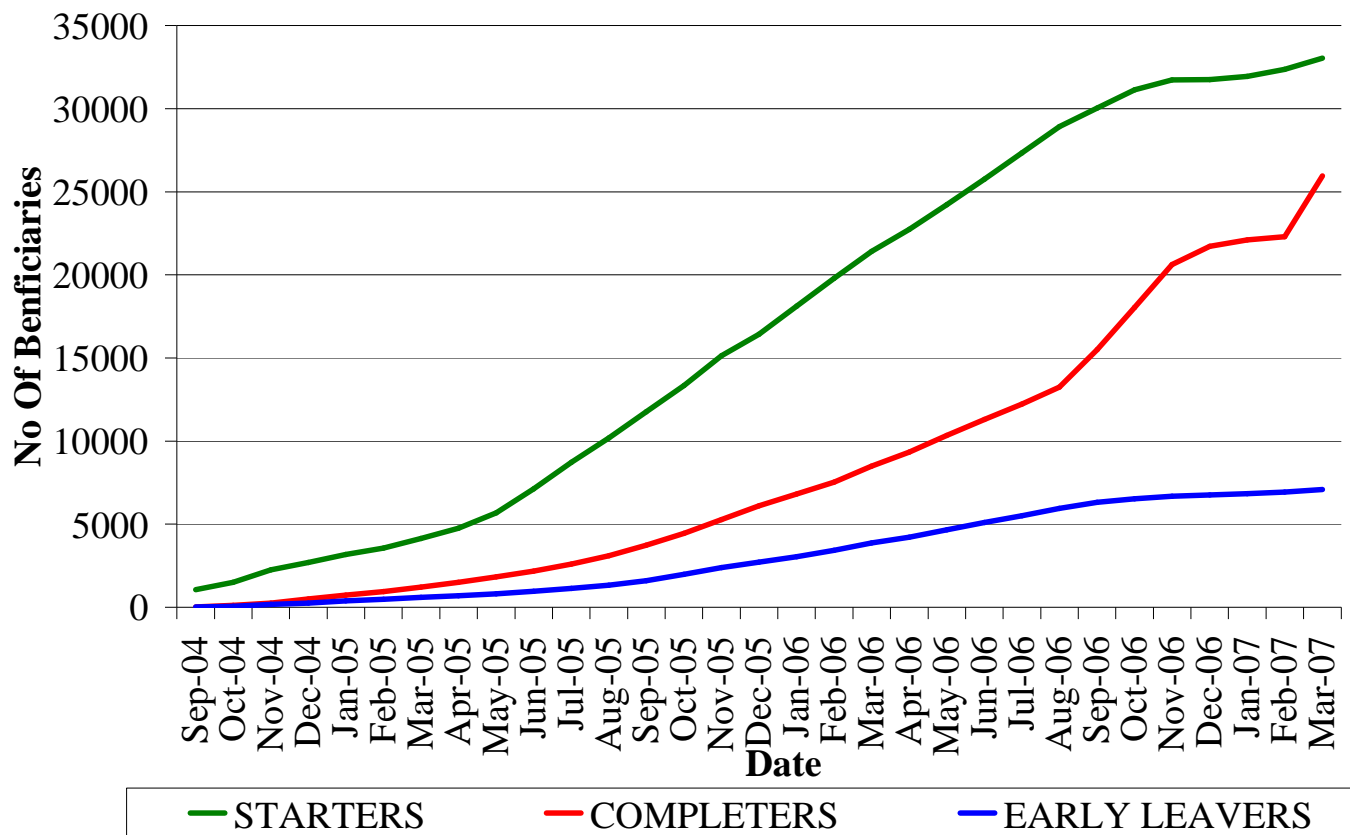
M. Musiol
A. Bennett

Starters, Completers and Early Leavers Per Month



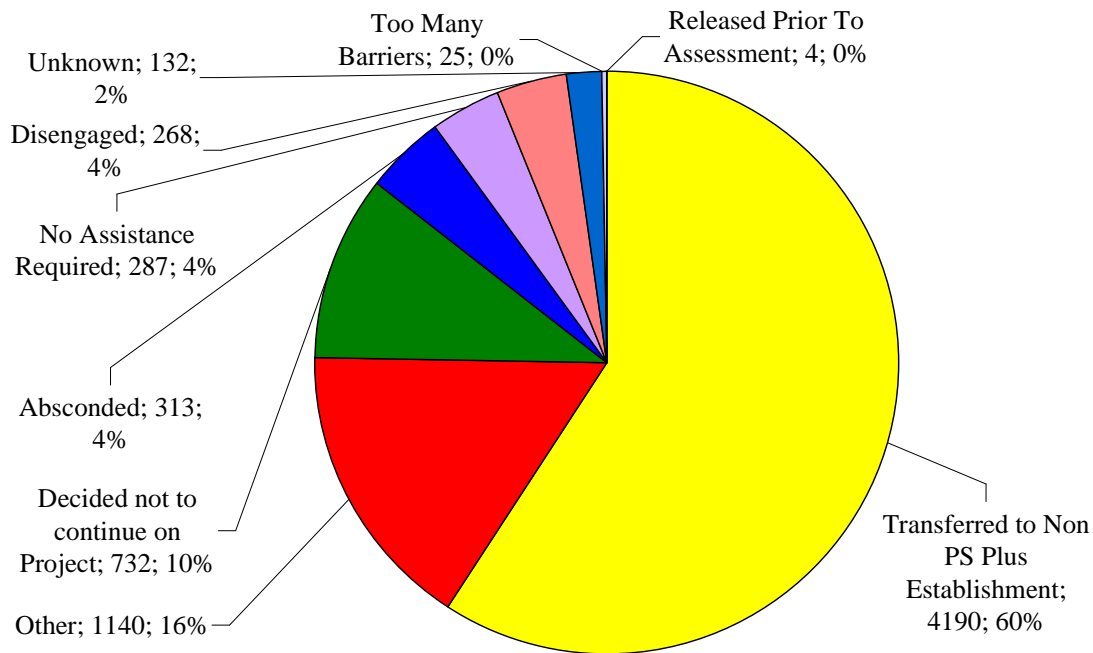
- Most months, between 1200 and 1800 beneficiaries were started on the PS Plus 2 project.
- The number of beneficiaries completing each month steadily increased to approximately 1000 in August 2006. The number of completers then dramatically increased during the last seven months of the project.

Cumulative Starters, Completers and Early Leavers



- 33002 beneficiaries were worked with on PS Plus 2.
- Of these, 25918 completed the project when their sentence expired and 7084 left the project early.

Reasons for Early Leavers

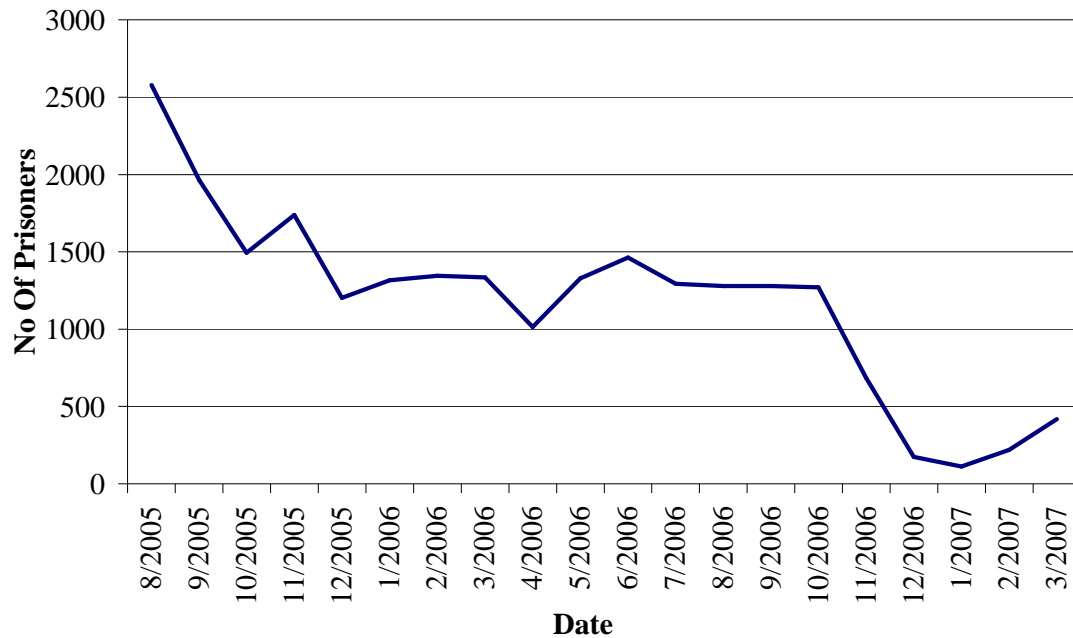


Other reasons for beneficiaries leaving the project early:

Reason for leaving early	No. of beneficiaries
Not eligible (sentence length, age etc)	418
Other	187
Discharged from court/bailed	183
Unknown	118
Does not require or want PS Plus services	98
Gone onto another ESF project	77
Lack of motivation	34
Risk issues	25
TOTAL	1040

- Of the 7084 beneficiaries who left the project early, 60% (4190) transferred to a non-PS Plus establishment.
- 10% (732) of early leavers decided not to continue on the project.
- 418 beneficiaries left the project early due to ineligibility.

Non-Starters Per Month

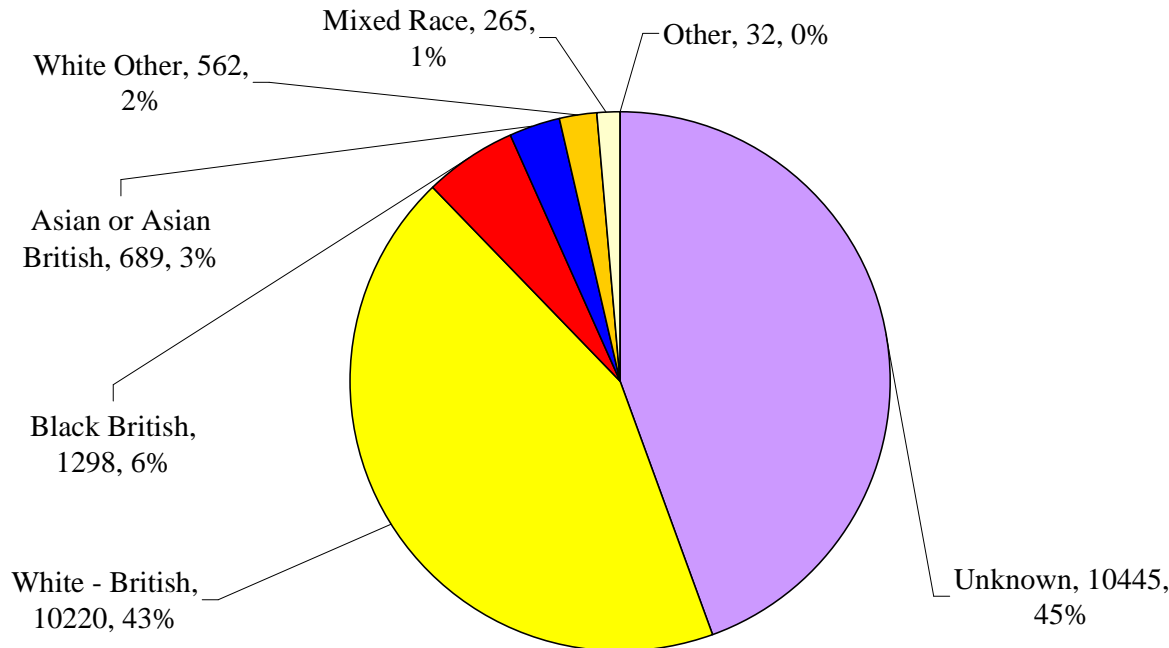


Reasons for beneficiaries not being started:

Reason for not starting	No. of beneficiaries
Transferred to non-PS Plus establishment before assessment was entered	7172
Does not require PS Plus services	5235
Does not wish to be considered for PS Plus	4686
Does not meet required eligibility criteria	2271
Transferred before assessment was entered	2224
Other	1097
Does not require PS Plus Services due to de-tox etc.	567
High level of risk of harm	259
TOTAL	23511

- Most months, between 1000 and 1500 prisoners were interviewed and deemed unsuitable for the project.
- In total, 23511 prisoners were not started on the PS Plus 2 project.
- 5235 of the prisoners who were not started did not require PS Plus services and 9396 prisoners were transferred before being started on the project.

Ethnic Breakdown of Prisoners Not Started



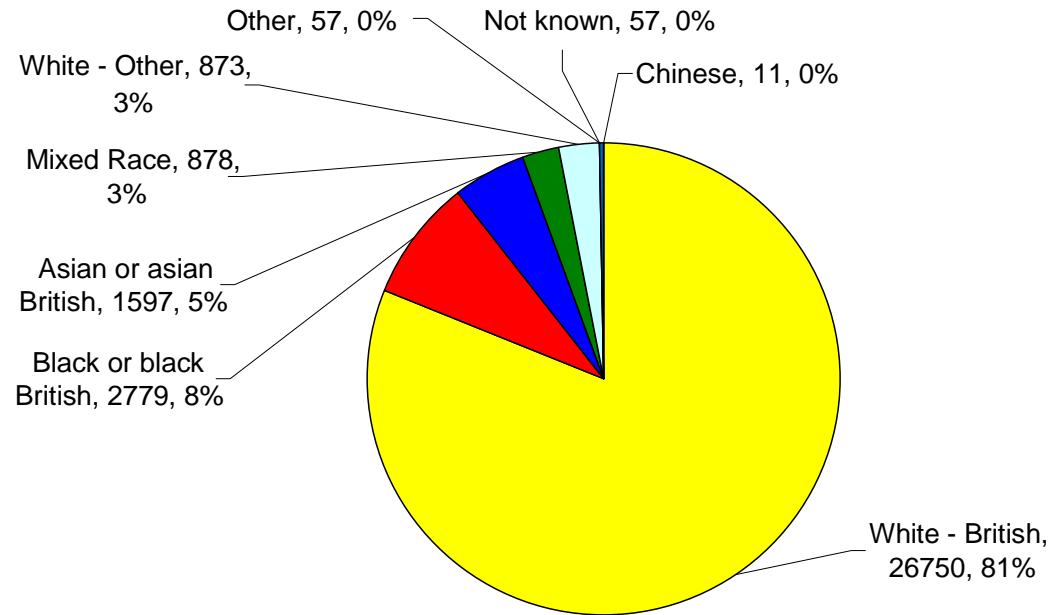
Nationality of Prisoners Not Started

Nationality	No. of beneficiaries
United Kingdom	15,205
Unknown	6,631
Jamaica	258
Irish Republic	156
Nigeria	127
Pakistan	75
Iraq	62
Somalia	51
India	47
Lithuania	45
Zimbabwe	45
Poland	40
Other	769
TOTAL	23,511

- Where known, the majority of the prisoners who were not started on the PS Plus project were White-British (43%) and from United Kingdom (65%).
- Approximately 45% of non-starters' ethnic origin was unknown and approximately 28% of non-starters' nationality was unknown.
- Ethnic minorities accounted for 12% (2,846) of the beneficiaries not started.

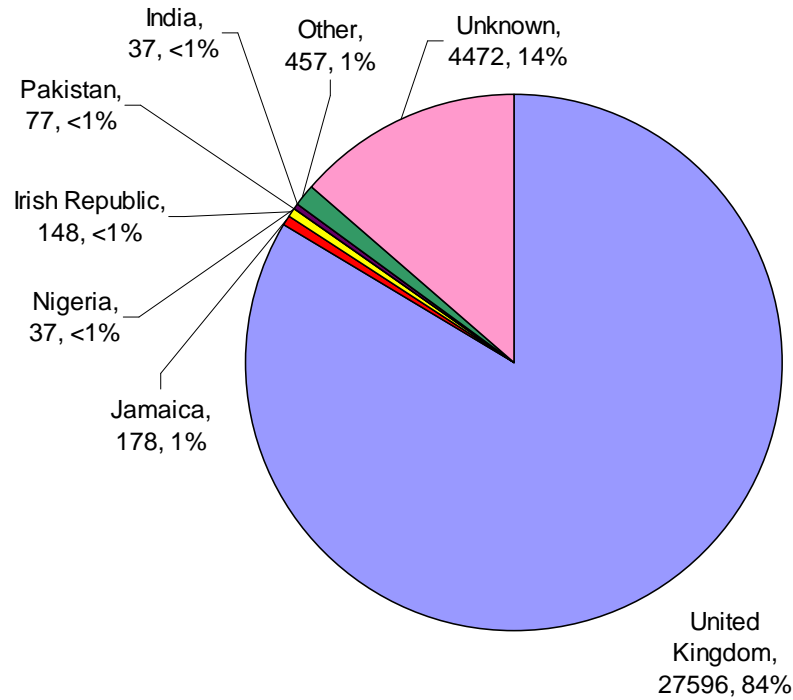
Beneficiaries Started On PS Plus

Ethnic Breakdown of All Beneficiaries



- 81% (26750) of the beneficiaries started on PS Plus 2 were White-British.
- 19% (6195) of beneficiaries were from ethnic minorities.
- The ethnic origin of 57 beneficiaries was not known.

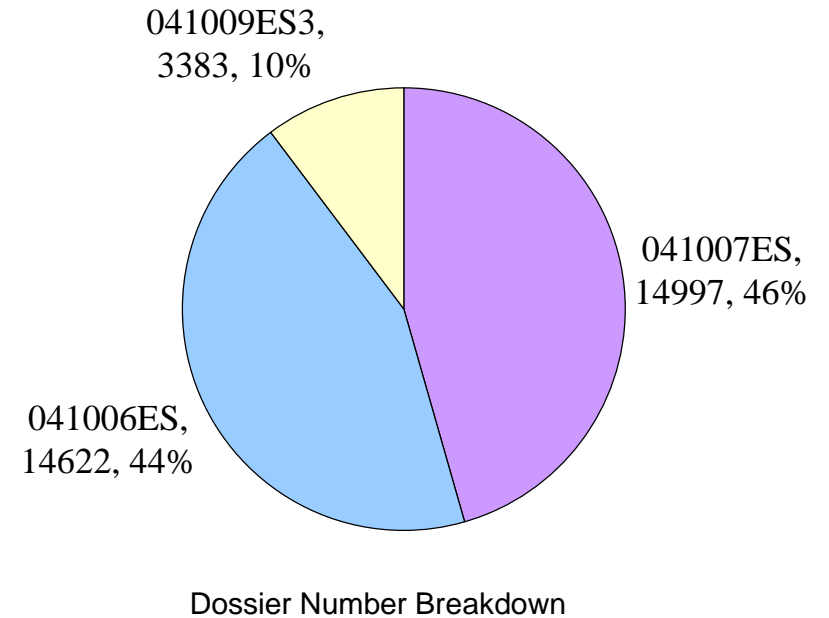
Nationality Breakdown of All Beneficiaries



Nationality	No. of beneficiaries
United Kingdom	27596
Jamaica	178
Irish Republic	148
Pakistan	77
Nigeria	37
India	37
Other	457
Unknown	4472
TOTAL	33002

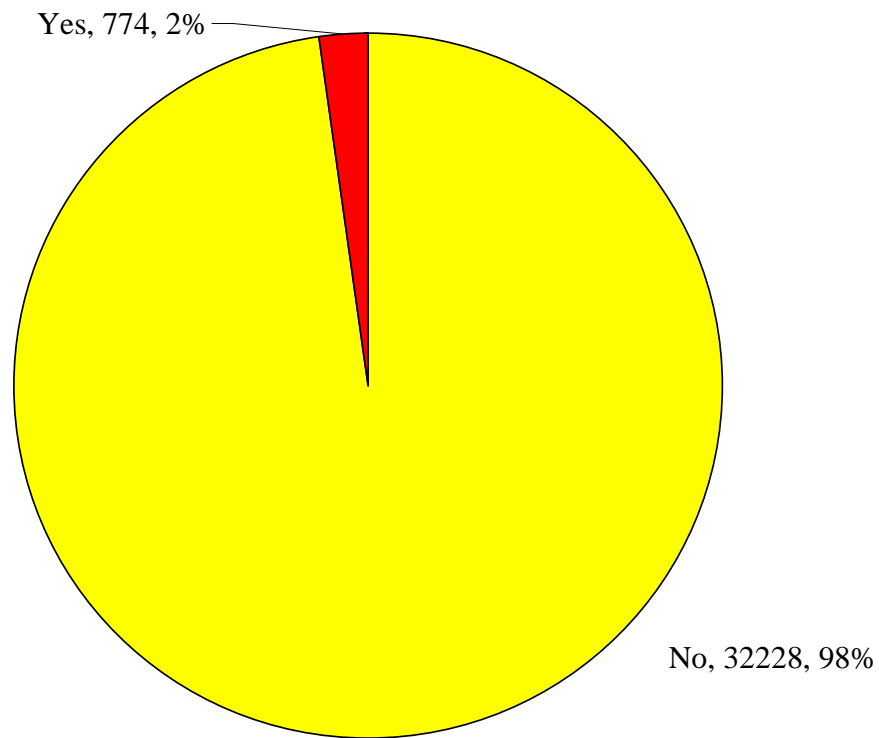
- 84% (27596) of the beneficiaries on PS Plus 2 were from United Kingdom.
- The nationality of 14% (4472) of the beneficiaries on PS Plus 2 was unknown.

Age and Dossier Number of Beneficiaries on Starting PS Plus 2



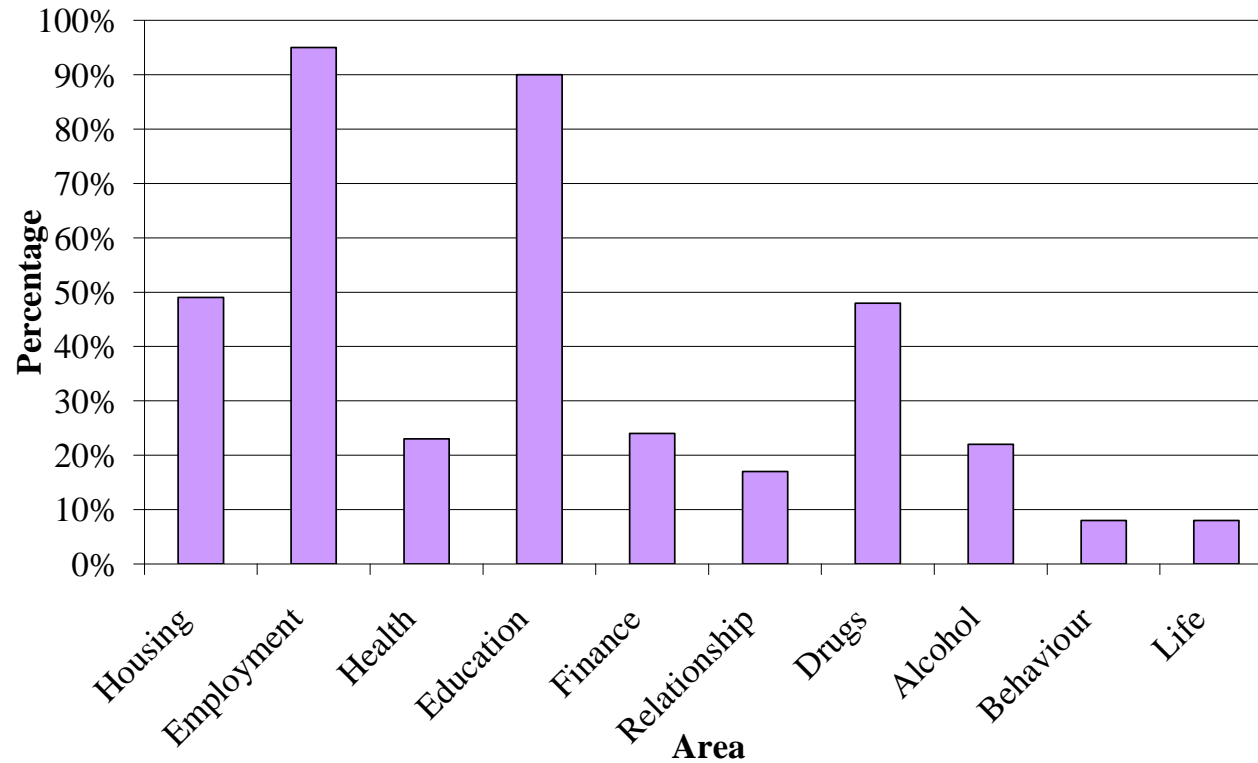
- The average (mean) age of beneficiaries on starting the project was 30 years and 3 months. The average (mode) age group is 21 – 30 years old.
- 46% (14997) and 44% (14622) of the beneficiaries were in the ESF Group 041007ES3 and 041006ES3 respectively.
- 10% (3383) of the beneficiaries were in the ESF Group 041009ES3.

Disabled Beneficiaries

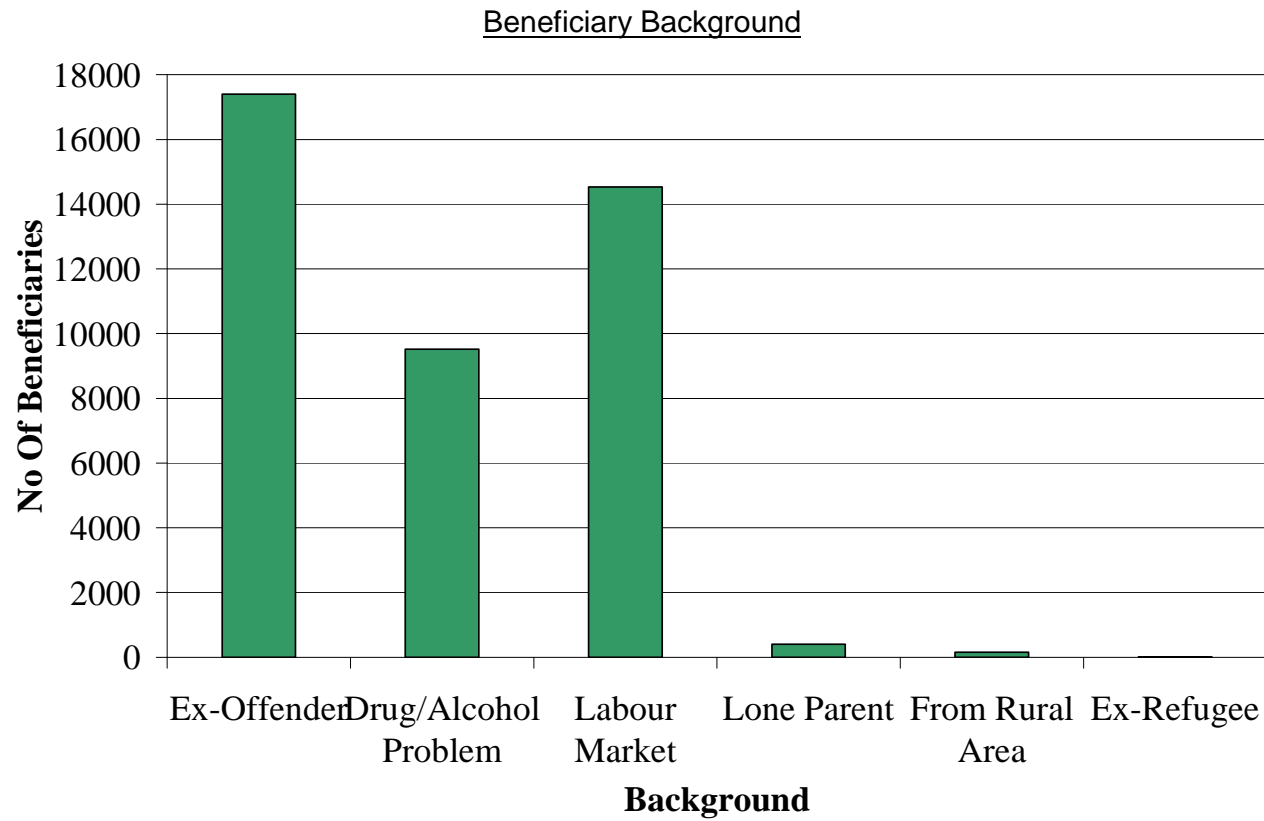


- 2% (774) of the beneficiaries on the PS Plus 2 project were classified as being disabled.

Needs of the Beneficiaries Started on PS Plus 2

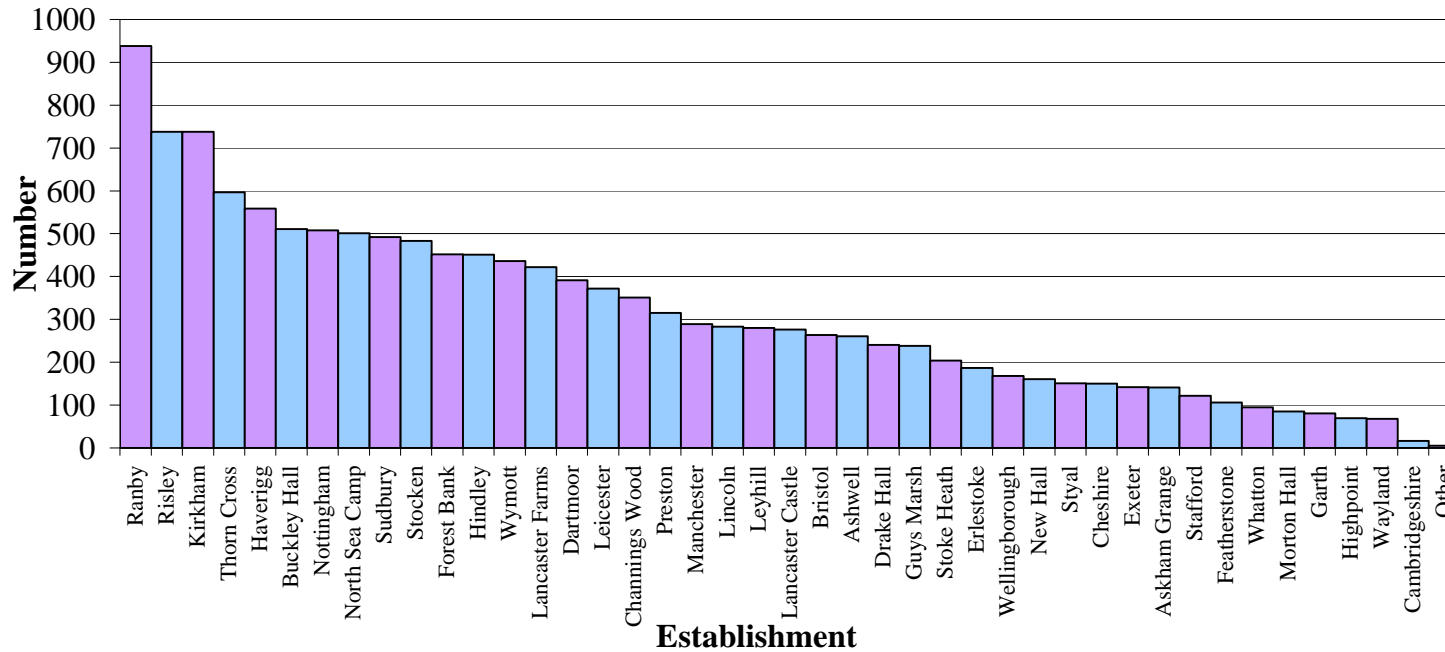


- Over 90% of the beneficiaries on PS Plus 2 needed help with employment issues.
- 90% of the beneficiaries on PS Plus 2 needed help with education.
- Almost 50% of the beneficiaries on PS Plus 2 needed help with housing and almost 50% needed help with drugs issues.



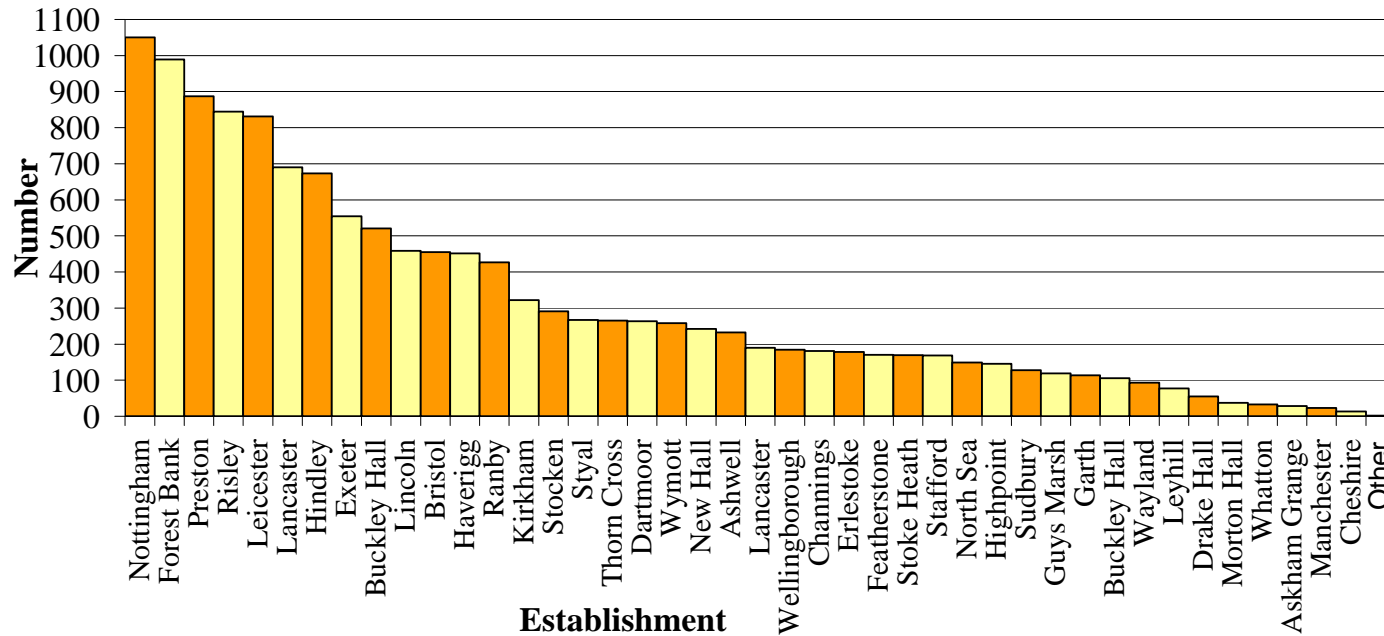
- Over 17,000 of the beneficiaries on the PS Plus 2 project were ex-offenders.
- Over 14,000 of the beneficiaries on the PS Plus 2 project are on the labour market.
- Nearly 10,000 of the beneficiaries on the PS Plus 2 project had a drug or alcohol problem.

Transfers to PS Plus Establishments



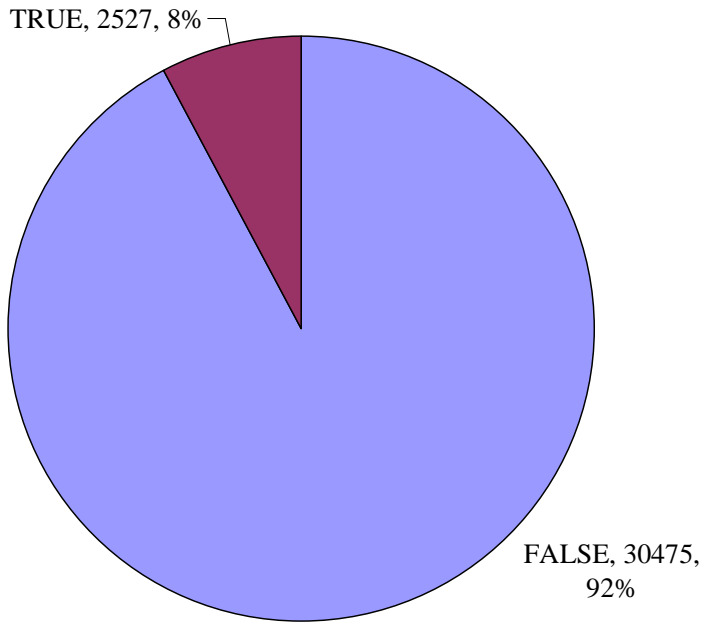
- Of the 13270 beneficiaries who transferred between PS Plus Establishments, 18% transferred to Ranby, Risley and Kirkham.

Transfers from PS Plus Establishments

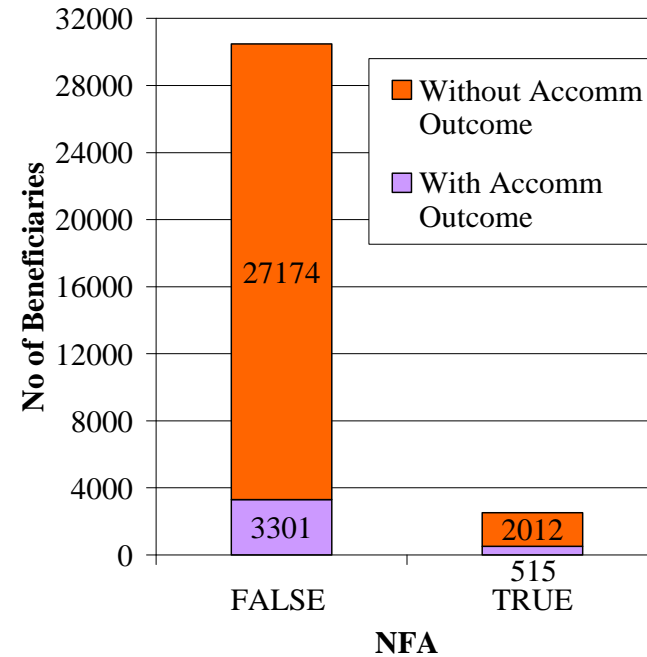


- Of the 13270 beneficiaries transferred between PS Plus establishments, 35% of these beneficiaries transferred *from* Nottingham, Forest Bank, Preston, Risley and Leicester.

Beneficiaries with No Fixed Abode

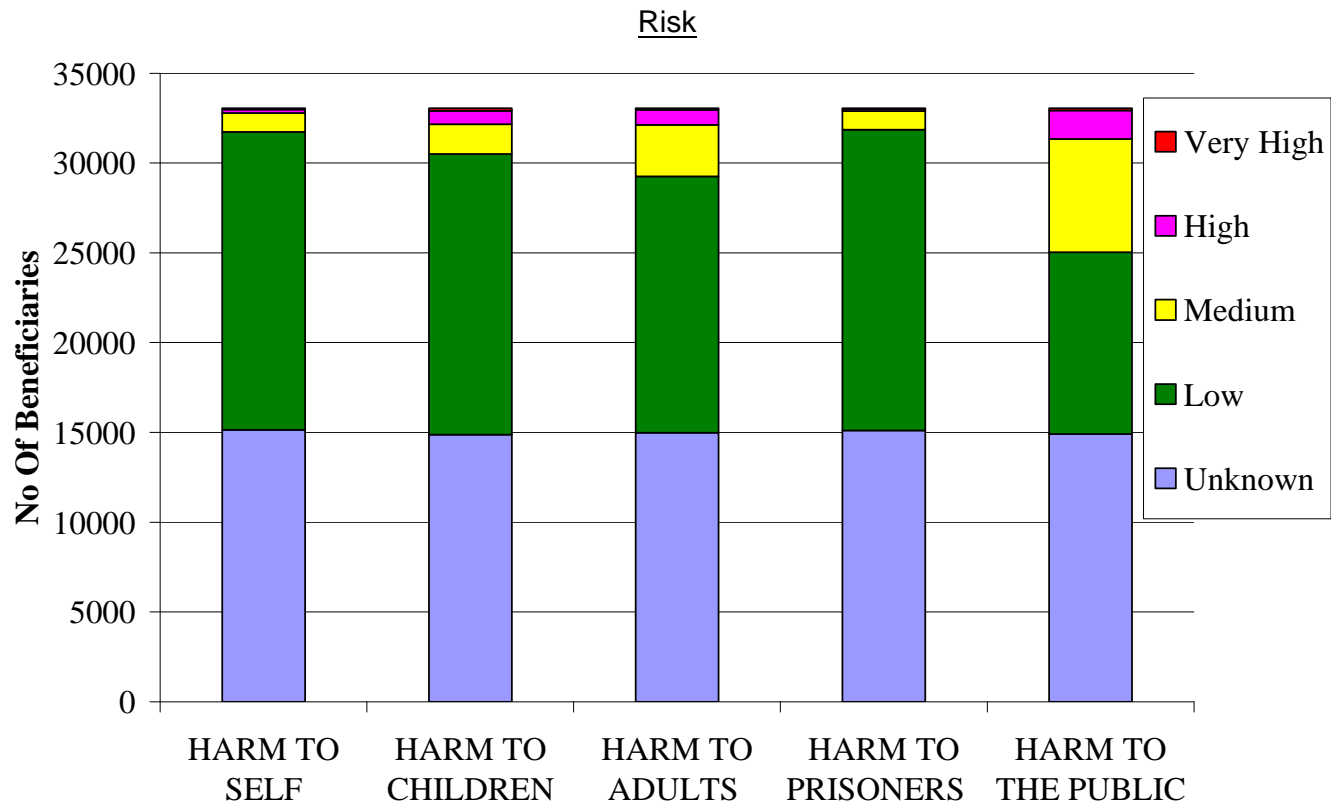


Beneficiaries Starting



Beneficiaries Finishing

- 8% (2527) of the beneficiaries on PS Plus 2 were classed as having no fixed abode on starting the project.
- Of these, 515 (20%) beneficiaries had an accommodation outcome secured. A further 3301 beneficiaries who were not classified as having no fixed abode also gained an accommodation outcome.



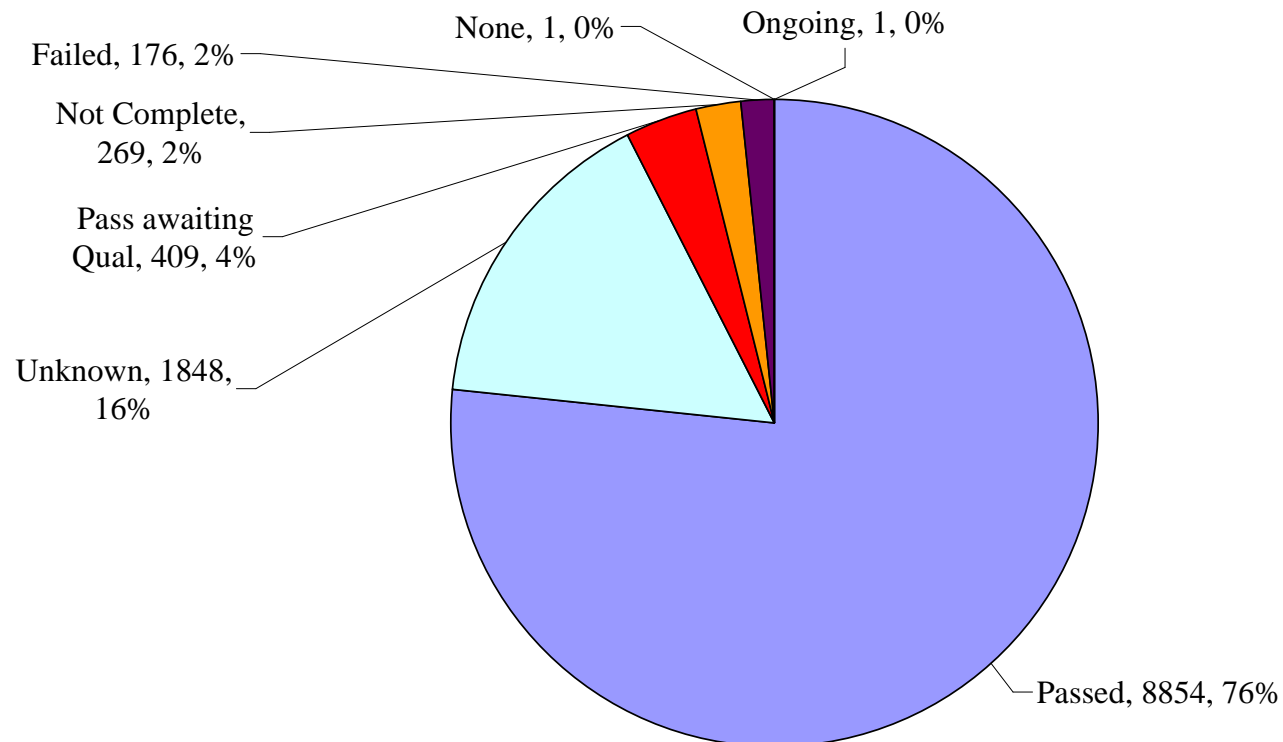
- For approximately 15,000 beneficiaries, their risk of harm was unknown.
- Where risk was known, the majority of beneficiaries were of low risk.

Soft Outcomes Gained

Soft outcome	No. of beneficiaries	Soft outcome	No. of beneficiaries
IAG Assistance	4233	Progress To Work Interview	722
Non-NVQs Gained While In Prison	3462	Progress To Work Program	561
CV Assisted	3368	Other Motivational Program	377
Fresh Start Interview	3140	Homeless Interview Secured	296
Advice On Disclosure	2870	CV Written on Own	270
Attended ECDL	2416	Debt Management	252
NVQs Gained While In Prison	1834	Temporary Accommodation	194
Work Experience In Custody	1722	New Deal Interview	152
Fresh Start Program	1121	New Deal Program	97
Accessed Beneficiary Fund	1073	Work Experience On Release	90
FE College Interview	1026	Other Program	88
Job Club	953	FOR Motivational Programme	85
Job Interview	837	TOTAL	31239

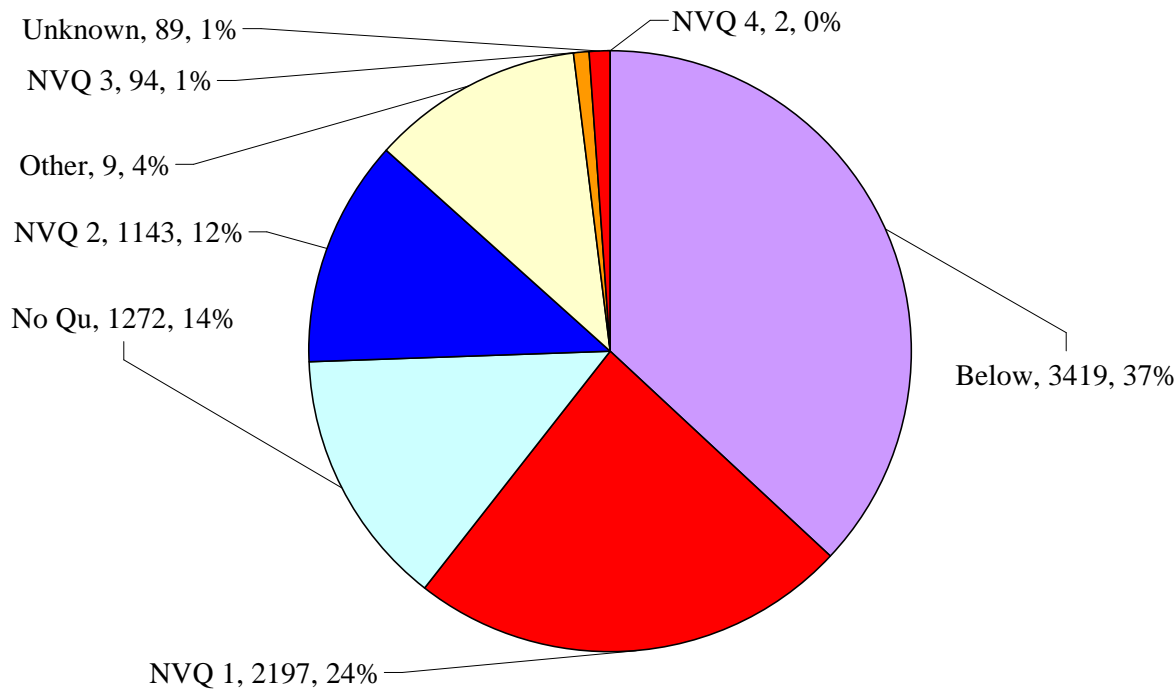
- 31,239 soft outcomes were gained by beneficiaries on the PS Plus 2 project.
- 4233 beneficiaries gained IAG assistance.
- 5296 beneficiaries received a formal qualification.
- 3638 beneficiaries either independently wrote a CV or gained assistance in writing a CV.
- Beneficiaries on PS Plus 2 attended 6173 interviews – Further Education, Fresh Start, Homeless, Job, New Deal and Progress to Work interviews.

Exam Results



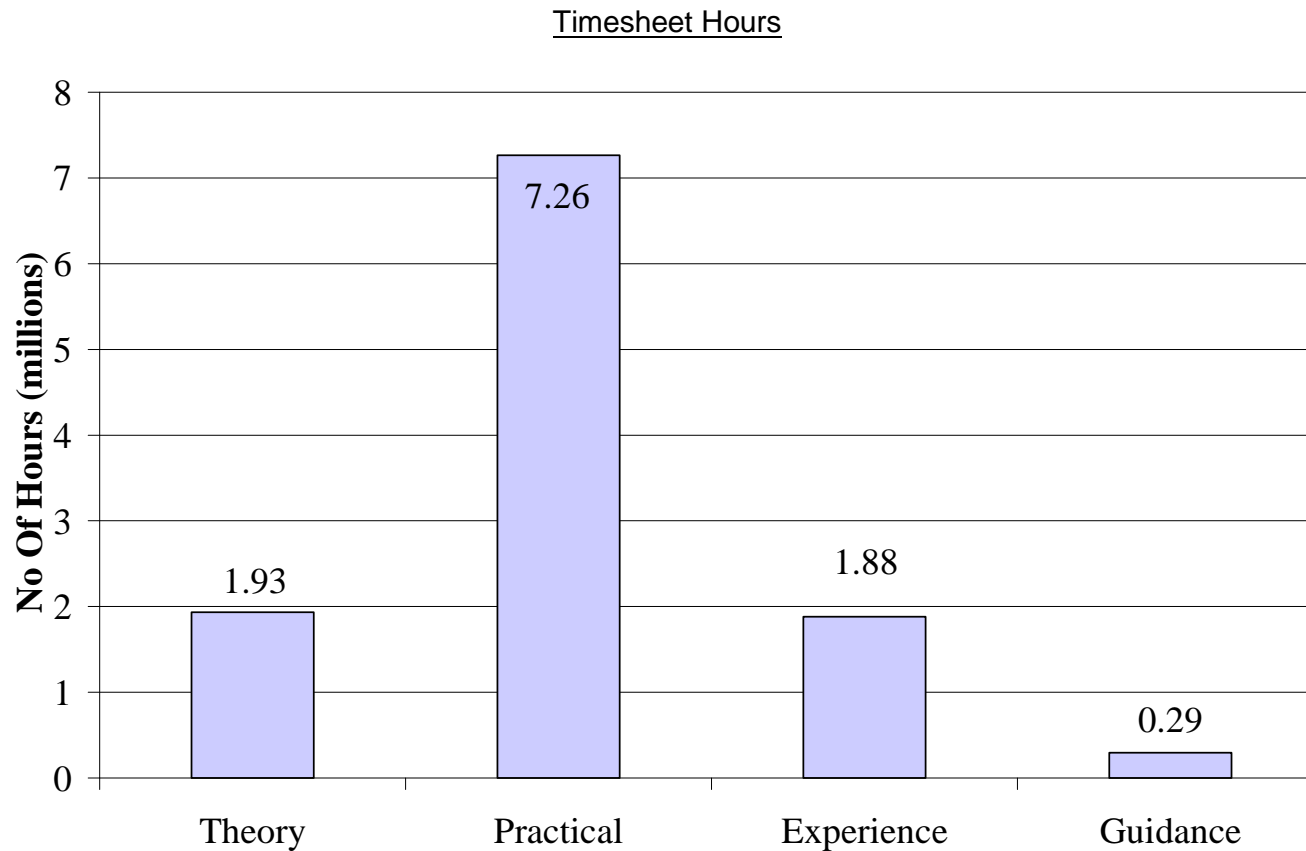
- 80% (9263) of the exams by PS Plus 2 beneficiaries taken were passed.
- Where known, only 2% of exams were failed.

NVQ Equivalence for Passed Subjects



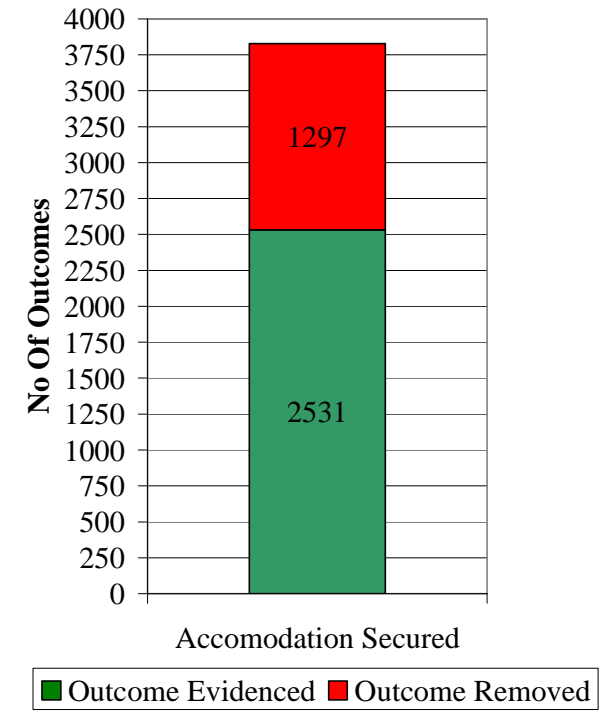
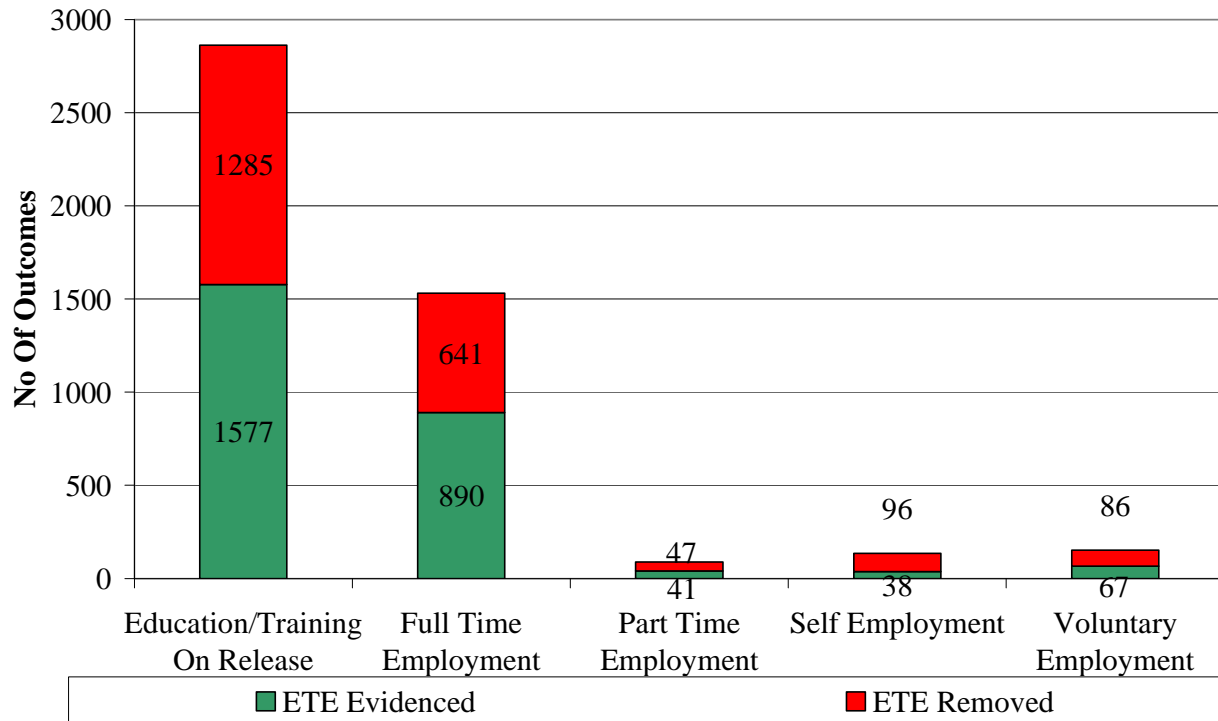
Subject passed	No. of beneficiaries
IT (beginner to advanced)	1626
Adult literature (beginner to advanced)	1203
Adult numeracy (beginner to advanced)	1082
Food hygiene/preparation/safety	686
Fork/Rough Terrain Lift Truck	424
Gym/sport/fitness	388
Preparation for Work	309
Health & Safety	219
Cookery	199
First Aid	180
Social & Life Skills	154
Other	2793
TOTAL	9263

- 3436 NVQ levels 1, 2 and 3 have been gained by beneficiaries on PS Plus 2.
- 2285 adult literacy and numeracy courses have been passed by PS Plus 2 beneficiaries.
- 1626 beneficiaries passed a course in computing.



- 11,371,000 hours were collected from PS Plus beneficiaries.
- 7,264,000 hours (64%) of the hours collected were for practical activities.

Hard Outcomes



- 4768 hard education, training or employment (ETE) outcomes were recorded for PS Plus 2 beneficiaries, of which 2613 had sufficient evidence for ESF auditing purposes (55% evidence for outcome rate).
- 3828 hard accommodation outcomes have been recorded, of which 2531 had sufficient evidence (66% evidence for outcome rate).